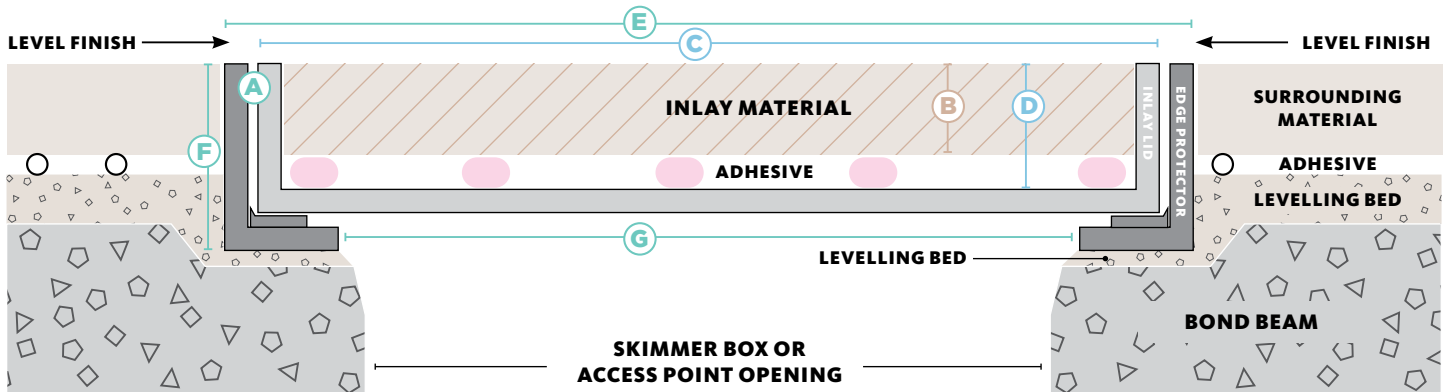


# HIDE KIT SERIES

## SKIMMER LID AND ACCESS COVERS

H I D E®

### CROSS SECTION VIEW OF COMPLETED SKIMMER LID INSTALL



HIDE KIT	MATERIAL THICKNESS	INLAY LID		EDGE PROTECTOR FRAME		
		PRODUCT ORDER CODE	mm	SIZE	INTERNAL DEPTH	SIZE
A	B	C	D	E	F	G

#### 306mm Skimmer and Access Cover Kit

Product Order Code	Material Thickness (mm)	Size	Internal Depth	Size	External Depth	Underside Opening
HSL306-10	8-11	300 sq.	12	306 sq.	23	252 sq.
HSL306-20	15-22		23		33	
HSL306-30	25-32		33		43	
HSL306-40	35-42		43		53	
HSL306-50	45-52		53		63	
HSL306-60	55-62		63		73	

#### 342mm Skimmer and Access Cover Kit

Product Order Code	Material Thickness (mm)	Size	Internal Depth	Size	External Depth	Underside Opening
HSL342-10	8-11	336 sq.	12	342 sq.	23	288 sq.
HSL342-15	12-16		18		28	
HSL342-20	15-22		23		33	
HSL342-30	25-32		33		43	
HSL342-40	35-42		43		53	
HSL342-50	45-52		53		63	
HSL342-60	55-62		63		73	

HIDE products are recommended for use in pedestrian traffic areas only.


Information correct at time of printing, changes may be made without notice. Modifications and updates can be viewed on our website - [www.skimmerlids.com.au](http://www.skimmerlids.com.au)

Our manufacturing process allows us to custom make sizes to suit most applications. Please call for more information.

### 43 HIDE PRODUCTS - 8 SIZES AND 6 DEPTHS



SKIMMER BOX COVERS



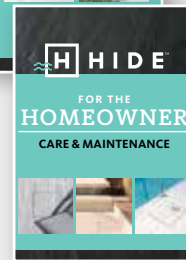

CONCRETE WET-POUR



ACCESS COVERS



DRAIN COVERS




ELEGANT  
FINISH



HIGH  
GRADE



EASY  
INSTALL



10 YEAR  
WARRANTY



POOL  
SAFE

### HIDE SKIMMER LID KIT INCLUDES

#### SAFETY KEY

A 316L marine grade stainless steel tool, to enable the installed HIDE cover to be safely and easily opened and closed.

#### HEIGHT ADJUSTER

Used only when additional height is required. Provides 2mm extra height if inlay material is not thick enough to achieve a flush finish with the top of the Inlay Cover.

#### INLAY LID

A 316L marine grade stainless steel tray which holds the inlay (landscape) materials you've chosen, for example, tile, paver, concrete or decking.

#### EDGE PROTECTOR

A 316L marine grade stainless steel frame inserted into a recess within the landscaped area. It protects the coping/surrounds from chipping/breakage when the Inlay Cover is opened/closed.

#### ADHESIVE AND DOCUMENTATION

A one-part adhesive specially developed for a long-term fitting of natural stone and porcelain tiles into the HIDE Inlay Series. Documents consist of comprehensive contractor installation instructions, homeowners warranty and manual.

#### NO ACID / CHEMICAL WASH

ACID and chemical washes will cause discolouration and/or rusting on the stainless steel HIDE components. Acid or chemical contact will void the HIDE warranty.